



exanames

## Secure DNS Services

# Wer sind wir?

## Wolfgang Nagele

## Kariem Hussein

**exabit**

<http://exabit.at>

 **exanames**



<http://twitter.com/exanames>



<http://blog.exanames.com>

# Überblick

- Beschreibung von Exanames
- Was macht Exanames?
  - Wie kann ich die Zone meiner Kunden signieren?
  - Was sieht ein Kunde davon?
  - Demonstration: [my.exanames.com](https://my.exanames.com)
- Exanames System-Hintergrund
- Preisstruktur

# Produkte im Vergleich

## **In the Middle-Signer**

- Bestehende Infrastruktur
- Integration mit Provisioning/CRM

## **Hosted**

- Exanames Infrastruktur  
End-2-End
- Whitelabel Reseller UI

# Demo: Keys

The screenshot shows the 'exanames' web interface. At the top left is the logo, and at the top right, a user is logged in as 'wolfgang' with 'Sign Out' and 'Settings' buttons. A navigation menu includes 'Products', 'Support', 'Blog', 'Knowledge Base', 'About', and 'My Exanames'. Below the menu, the current zone is 'wnagele.com'. The main content area is titled 'Keys' and features a table of key records. A checkbox for 'Show expired keys' is present. The table lists two keys: one of type 'KSK' with tag '18874' and another of type 'ZSK' with tag '43012'. Both are in an 'active' state but have an 'unpublished' status.

zone: **wnagele.com**

Keys  Show expired keys

Type ↕	Key tag ↕	Published ↕	State ↕	Status ↕
KSK	18874		active	unpublished
ZSK	43012		active	unpublished

© 2010 exanames

# Demo: Key Details

The screenshot shows the exanames web interface. At the top left is the exanames logo. To the right, a user is logged in as 'wolfgang' with 'Sign Out' and 'Settings' buttons. A navigation menu includes 'Products', 'Support', 'Blog', 'Knowledge Base', 'About', and 'My Exanames'. A blue bar indicates the current zone is 'wnagele.com'. On the left, a sidebar menu has 'Overview', 'Keys', 'Key generation settings', and 'Zone records'. Below the menu is contact information and a copyright notice for 2010 exanames.

The main content area is titled 'Keys' and includes a checkbox for 'Show expired keys'. It contains a table with the following data:

Type ↕	Key tag ↕	Published ↕	State ↕	Status ↕
KSK	18874		active	unpublished
ZSK	43012		active	unpublished

Below the table is a section titled 'DETAILS OF THE SELECTED KEY' with the following information:

Rollover type: **Double sign**      Length: **2048 bit**      Valid from: **2010-03-25 17:58:50** to: **2010-09-21 17:58:50**      [Fewer details](#)

```
wnagele.com. DS 18874 5 1 86571BE1C36D851D699218B415DE4C01531905F0

wnagele.com. DNSKEY 257 3 5
AwEAAAYrGe61TsSxhWy9yybMQVqacF6vhWlIQnTipycGawxj98pDHPahPP7mgZ8aKwNyOMr6CCw7v717RGzY0oKS5ZjA6
iZTBEu+U5SlZ2TcQhHKEHLuEjOLzfgKhmfLQwbkP7cGO4K5Nv2rIpgTbdQi28QwwFKtGckImUxfNFdPU1j4+irkONWHy
/Aqu6KJ3QUHaJejInGFkE4LMYd4xwmOYQglvKkAaQro/HNWTv6KYJefvlohzio06ojS3QZYo
/dVaQHgcZD7Y8wVJVk3SWPFGBc+wocz8JzAZ9hBh+QwBvw1Knt
/P2Z4ObkqtSPI3V8LkHMw9o2Dhx2xBqjBLojOowQxE=
```

# Demo: Key Settings

The screenshot displays the Exanames user interface. At the top left is the Exanames logo. The top right shows a user greeting: "Welcome back, **wolfgang**. Aren't you wolfgang? Then" with "Sign Out" and "Settings" buttons. A navigation bar contains "Products", "Support", "Blog", "Knowledge Base", "About", and "My Exanames". Below this, a blue bar indicates the current zone is "wnagele.com".

The main content area is titled "Key generation settings". It is divided into two sections:

- ZONE SIGNED KEY**
  - PUBLISHED: **unpublished**
  - ROLLOVER INTERVAL: **one month** (dropdown)
  - KEY SIZE: **1,024 bit** (dropdown)
- KEY SIGNED KEY**
  - PUBLISHED: **unpublished**
  - ROLLOVER INTERVAL: **six months** (dropdown)
  - KEY SIZE: **2,048 bit** (dropdown)

A "Save changes" button is located at the bottom right of the settings area. On the left side, a sidebar menu includes "Overview", "Keys", "Key generation settings" (highlighted), and "Zone records". Below the menu, there is contact information: "Problems? Contact us at: help@exanames.com" and a copyright notice: "© 2010 exanames".

# Demo: Zone Records

Products | Support | Blog | Knowledge Base | About | **My Exanames**

zone: **wnagele.com** ▼

- ▶ Overview
- ▶ Keys
- ▶ Key generation settings
- ▶ **Zone records**

Problems? Contact us at:  
[help@exanames.com](mailto:help@exanames.com)

© 2010 exanames

## Zone records

**SOA**  
wnagele.com.  
A.HOSTEDDNSERVICE.COM.  
HELP.EXANAMES.COM. 201011211 21600 3600  
1209600 900

**NS**

wnagele.com. B.HOSTEDDNSERVICE.COM.	wnagele.com. A.HOSTEDDNSERVICE.COM.
--	--

**A**

home.wnagele.com. 83.160.113.199	wnagele.com. 195.20.241.117
-------------------------------------	--------------------------------

**CNAME**

ftp.wnagele.com. WNAGELE.COM.	www.wnagele.com. WNAGELE.COM.
----------------------------------	----------------------------------

**MX**

wnagele.com. 10 MX00.KUNDENSERVEN.DE.	wnagele.com. 10 MX01.KUNDENSERVEN.DE.
--	--

[Edit zone](#) [Refresh now](#)



# Demo: Zone Records Edit

The screenshot shows a web interface for editing DNS zone records. At the top, there is a navigation bar with links for Products, Support, Blog, Knowledge Base, About, and My Exanames. The current page is titled "Zone records" and is for the domain "wnagele.com".

On the left side, there is a sidebar menu with the following items:

- Overview
- Keys
- Key generation settings
- Zone records (highlighted)

Below the menu, there is a contact link: "Problems? Contact us at: help@exanames.com" and a copyright notice: "© 2010 exanames".

The main content area is titled "Zone records" and contains the following sections:

- SOA**  
wnagele.com.  
A.HOSTEDDNSERVICE.COM.  
HELP.EXANAMES.COM. 201011211 21600 3600  
1209600 900
- NS**  
wnagele.com. B.HOSTEDDNSERVICE.COM.  
wnagele.com. A.HOSTEDDNSERVICE.COM.
- A**  
home.wnagele.com. 83.160.113.199 (edit delete)  
wnagele.com. 195.20.241.117 (edit delete)  
test.wnagele.com. 81.91.170.12 (update delete)
- CNAME**  
ftp.wnagele.com. WNAGELE.COM. (edit delete)  
www.wnagele.com. WNAGELE.COM. (edit delete)

At the bottom right, there are two buttons: "add A record" and "add CNAME record".

# Demo: Zone Records Validate



The screenshot shows a web browser window with the address bar containing `http://test.wnagele.com/`. The browser's home page is set to `www.denic.de`. The DENIC website header includes navigation links: Sitemap, Kontakt, Impressum, English, and a main menu with DENIC, DOMAINS, ENUM, HINTERGRUND, FAQs, and DENIC IM DIALOG. A large banner image features a green Ethernet cable plugged into a network port, with the text "Moderne Kommunikation schreibt sich mit .de".

On the right side of the page, there is a "Domainabfrage · whois" section with a search input field and a "Abfrage starten" button. Below it is a "Suche" section. A "Services" menu is also visible, listing various services with checkmarks and arrows.

**Domainabfrage · whois**

.de

Abfrage starten ▶

Hilfe

**ENUM-Domainabfrage · whois**

Suche

Sie sind hier: Home

## Willkommen bei der DENIC eG

Die DENIC eG ist die zentrale Registrierungsstelle für alle Domains unterhalb der Top Level Domain .de und damit verantwortlich für den Betrieb und die technische Stabilität einer wichtigen Ressource des deutschen Internets. Wir stellen für die Domainverwaltung ein automatisches elektronisches Registrierungssystem zur Verfügung und betreiben ein weltweites Netz von Nameservern, das sicherstellt,

### Services

1. Domainabfrage/whois ▶
2. Domaincheck ✓
3. Liste der DENIC-Mitglieder ✓
4. Domains registrieren ✓
5. ENUM-Domain registrieren ▶
6. Mitgliedschaft bei DENIC ▶
7. DENICdirect Service Center ▶
8. TRANSIT ▶

# Demo: Records Export

The screenshot displays a DNS management interface with a modal dialog box open. The dialog box, titled "Opening wnagele.com.zone", contains the following text: "You have chosen to open", "wnagele.com.zone", "which is a: Binary File", "from: https://my.exanames.com", and "Would you like to save this file?". There are "Cancel" and "Save File" buttons at the bottom of the dialog.

The background interface shows DNS records for "B.HOSTEDDNSSERVICE.COM." and "A.HOSTEDDNSSERVICE.COM.". The records listed are:

- A**  
home.wnagele.com.  
83.160.113.199
- CNAME**  
ftp.wnagele.com.  
WNAGELE.COM.
- MX**  
wnagele.com.  
10 MX00.KUNDENSERWER.DE.
- wnagele.com.  
10 MX01.KUNDENSERWER.DE.

Buttons for "Edit zone" and "Refresh now" are visible at the bottom right of the records section.

The "IMPORT / EXPORT" section is visible below the records, containing:

- Export zone file**  
You can export the current zone file from here.  
Export button
- Import zone file**  
You can import a zone file here.  
Browse... button  
Import button

# Demo: Records Import

The image shows a terminal window with a dark background displaying the contents of a DNS zone file. The terminal prompt is `wnagele:~ wnagele$`. The file content is as follows:

```
wnagele.com. 3600 IN A 195.20.241.117
wnagele.com. 86400 IN MX 10 mx00.kundenserver.de.
wnagele.com. 86400 IN MX 10 mx01.kundenserver.de.
wnagele.com. 3600 IN NS b.hosteddnsservice.com.
wnagele.com. 3600 IN NS a.hosteddnsservice.com.
wnagele.com. 3600 IN SOA a.hosteddnsservice.com. help.exanames.com. 201011220 21600 3600 1209600 900
test.wnagele.com. 86400 IN A 81.91.170.12
ftp.wnagele.com. 86400 IN CNAME wnagele.com.
www.wnagele.com. 86400 IN CNAME wnagele.com.
home.wnagele.com. 86400 IN A 83.160.113.199
wnagele:~ wnagele$
```

Below the terminal, a web interface displays the imported records. It features three columns for IP addresses: 83.160.113.199, 81.91.170.12, and 195.20.241.117. The records are categorized into CNAME and MX types.

**CNAME**

ftp.wnagele.com. WNAGELE.COM.	www.wnagele.com. WNAGELE.COM.
----------------------------------	----------------------------------

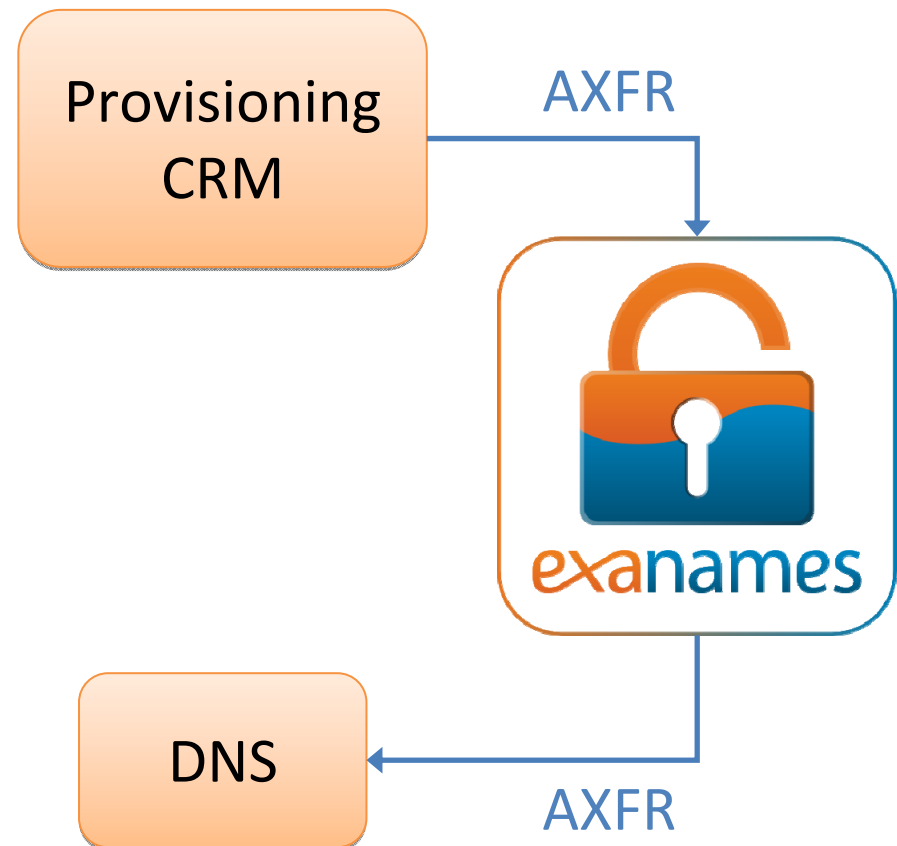
**MX**

wnagele.com. 10 MX00.KUNDENSERVR.DE.	wnagele.com. 10 MX01.KUNDENSERVR.DE.
---	---

At the bottom right of the interface, there are two buttons: "Edit zone" and "Refresh now". Below this is a section titled "IMPORT / EXPORT" with a sub-section "Export zone file". The text below "Export zone file" reads: "You can export the current zone file from here".

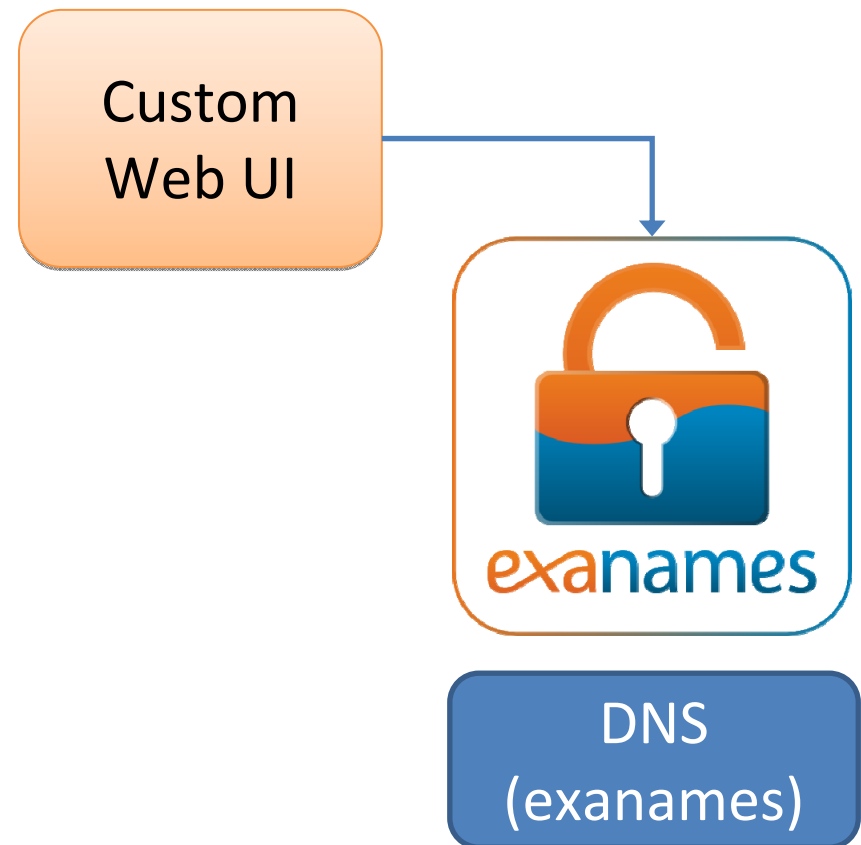
# Produkt: In-the-Middle Signer

- Beibehaltung der bestehenden Provisionierungssysteme zur Generierung von unsignierten Zonen
- Unsignierte Zone wird mittels Standard Zone Transfer in unser System übertragen und signiert ausgegeben
- Implementierung der DS Record Übergabe an den Kunden via EPP



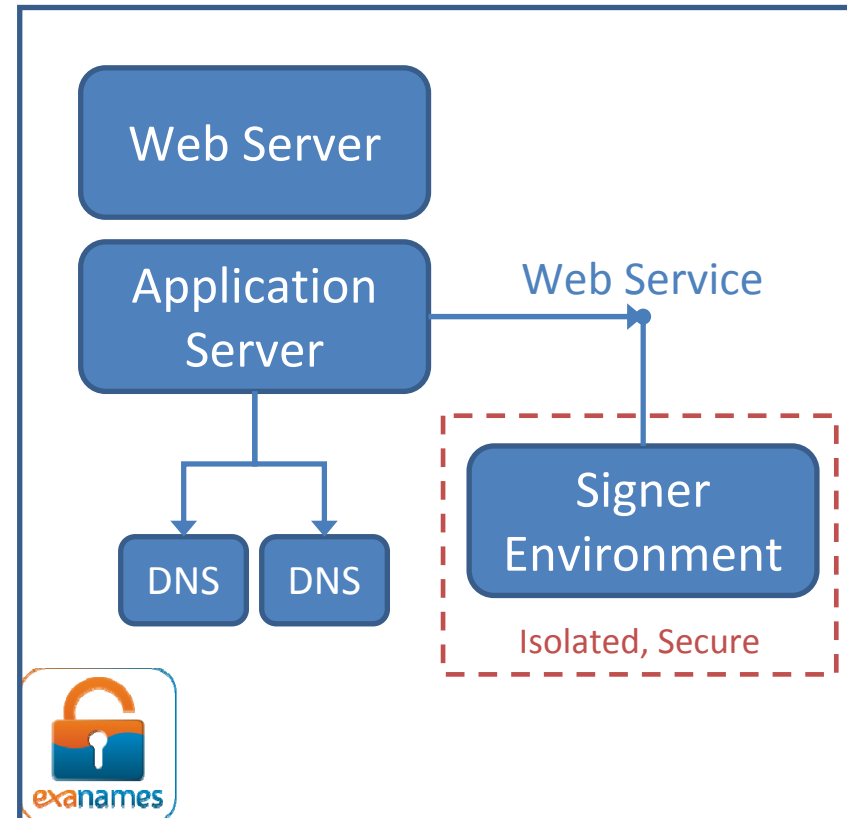
# Produkt: Hosted Signer

- Reseller Modell
- Verwaltung, Signierung und Verteilung der Zone auf unseren Systemen
- Whitelabel  
Funktionalität um das User Interface den eigenen Wünschen anzupassen



# System Hintergrund

- Security: Signer Environment separat
- Dedizierte Distribution Server



# Preise

- Ab 0,13 € pro Monat pro Domain
  - 100 Domains: 20€ monatl.
  - 5.000 Domains: 650€ monatl.
- Jährliche Zahlung: 5% Ermäßigung
- Reseller Trial für 2 Monate
- Gratis für gemeinnützige Organisationen



# Zusammenfassung

- Exanames seit März 2010 verfügbar, seit Juni für Reseller
- Zwei Produkte
  - In-the-Middle Signer
  - Hosted Signer
- Preise: ab 0,13 € pro Domain pro Monat

# Mehr Informationen



[twitter.com/exanames](https://twitter.com/exanames)



[blog.exanames.com](http://blog.exanames.com)

[wolfgang.nagele@exabit.at](mailto:wolfgang.nagele@exabit.at)  
[kariem.hussein@exabit.at](mailto:kariem.hussein@exabit.at)